

# TECHNICAL SERVICE BULLETIN



DEPARTMENT OF COMPLIANCE  
VEHICLE SAFETY AND RECALL MANAGEMENT  
BUILDING 11  
423 N MAIN ST  
MIDDLEBURY, INDIANA 46540-9218

Technical Service Bulletin: 68-0488

- o Integrity
- o Safety
- o Quality
- o Customer Service

<<VIN>>  
<<OWNER NAME/DEALERNAME>>  
<<ADDRESS>>  
<<CITY>>, <<ST>> <<ZIP-XXX>>

September 29, 2017

This Notice applies to your vehicle VIN listed above.

Dear Forest River Customer:

Forest River is alerting you to an issue involving certain 2017 - 2018 FR3 - F3A25DS, F3A25DSF, F3A28DS, F3A28DSF, F3A29DS, F3A30DS, F3A30DSF, F3A32DS, F3A32DSF as well as certain 2017 – 2018 Georgetown - GTA24W3, GTA270SSF, GTA30X3, GTA30X3F, GTA31B3, GTA31B3F, GTA31L5, GTA31L5F, GTA31R5, GTA31R5F, GTA328TSF, GTA329DSF, GTA335DSF, GTA351DSF, GTA364TSF, GTA369XLF, GTA36B5, GTA36B5F, GTA377XLF, GTA378XLF Class A motorized recreational vehicles. Please see the information below which describes the issue and provides you with details on the steps you should take to have your vehicle repaired.

## **WHAT IS THE ISSUE?**

There is a potential sealant issue that needs to be addressed on your vehicle. The potential for this issue will allow water infiltration into the vehicle roof.

## **OWNERS: WHAT SHOULD YOU DO?**

Please contact your dealer without delay and request a service appointment to schedule the free repair. The vehicle Owner is responsible for making arrangements to have the work completed. Please state you have been notified by Forest River of the issue and provide the TSB number (located at the top of this page) to the dealership. It is also helpful to give the dealership a copy of this letter when you take your vehicle in for the repair.

You may visit [www.forestriverinc.com](http://www.forestriverinc.com) to search for dealer locations.

## **HOW LONG WILL THE REMEDY PROCESS TAKE?**

The dealership will need to schedule an appointment with you for a date to fit into their regular service schedule.

## **DEALERS: WHAT SHOULD YOU DO?**

See the attached service instructions.

## **MAY FOREST RIVER ASSIST YOU FURTHER?**

CONTACT	PHONE NUMBER	EMAIL ADDRESS
CUSTOMER SERVICE	(574) 206-7600	motorizedservice@forestriverinc.com

SERVICE BULLETIN NUMBER	DESCRIPTION	REPAIR CODE
68-0488	PERFORM ROOF SERVICE BULLETIN	20-680488

## **WHAT IF YOU HAVE PREVIOUSLY PAID FOR REPAIRS TO YOUR VEHICLE FOR THIS PARTICULAR CONDITION?**

If you have already paid for a repair that is within the scope of this service bulletin, you may be eligible for a refund of previously paid repairs. Refunds will only be provided within the scope of this Technical Service Bulletin.

Please send the service invoice to the following address:

Elkhart Service Building  
Forest River, Inc.  
Attn: WARRANTY MANAGER  
55135 CR 1  
Elkhart, IN 46514

Sincerely,

Forest River, Inc.  
Engineer  
Office of Corporate Compliance



# IDENTIFICATION BY SERIAL NUMBER

- Affected product includes certain 2017 & 2018 model year Georgetown and FR3 motorhomes.
- Georgetown serial range: GTG026684 – GTG028309
- FR3 serial range: F3H026689 – F3H028312
- \* Please note that the chassis VINs do not run concurrent and it is best if you have the chassis vin checked against the Forest River serial number utilizing our online Dealer Central or by contacting your Forest River Class A customer service representative.

# Step 1: Remove pre existing roof moldings.

A) Remove the screws in the existing roof molding.

B) Cut the sealant lose from the existing molding.

C) Pull the molding off the entire side.



## Step 2: Remove and clean off all old seal on metal and fiberglass.



Step 3: Once the roof sealant has been cleaned off the fiberglass and radius metal, clean the metal and fiberglass with denatured alcohol last.






# Step 4: Apply Eternabond tape sealant

- A) Make a line one half inch from fiberglass on the radius metal.
- B) Align the Eternabond tape with the line and apply.
- C) Push the Eternabond down firmly to ensure adhesion.
- D) Cover and overlap & the corner corner cap molding with the Eternabond tape.




# Step 5: Installation of new roof molding

- A) Apply Butyl to the new wider molding trim giving 100% coverage and peel the paper off the butyl tape.
- B) Place the molding down on the roof over the eternabond tape. Placing the end up against the front or rear cap trim. The long lip on the new molding when installed should be ¼ inch from the fiberglass roof edge touching the radius metal.
- C) Add a screw at the very end of the new molding whether or not there is a predrilled screw hole.
- D) Screw down the new molding the entire length of the roof adding screws on the end of each molding.



# Step 5: Continued





# Step 6: Sealing the new molding

- A) Seal the new molding completely with self leveling including corners.
- B) Cap seal corners of cap molding to radius metal using supplied X-tra bond colored sealant.



# BULLETIN DE SERVICE TECHNIQUE



DEPARTMENT OF COMPLIANCE  
VEHICLE SAFETY AND RECALL MANAGEMENT  
BUILDING 11  
423 N MAIN ST  
MIDDLEBURY, INDIANA 46540-9218

**Bulletin de Service technique : 68-0488**

- o *Intégrité*
- o *Sécurité*
- o *Qualité*
- o *Service à la clientèle*

<<VIN>>

<<OWNER NAME/DEALERNAME>>

<<ADDRESS>>

<<CITY>>, <<ST>> <<ZIP-XXX>>

Le 8 septembre 2017

Cet avis s'applique à votre véhicule avec le NIV énuméré ci-dessus.

Cher(e) client(e) Forest River :

Forest River vous alerte d'un problème impliquant certains véhicules récréatifs motorisés de classe A des années-modèles 2017- 2018 FR3 - F3A25DS, F3A25DSF, F3A28DS, F3A28DSF, F3A29DS, F3A30DS, F3A30DSF, F3A32DS, F3A32DSF ainsi certains véhicules des années-modèles 2017 – 2018 Georgetown - GTA24W3, GTA270SSF, GTA30X3, GTA30X3F, GTA31B3, GTA31B3F, GTA31L5, GTA31L5F, GTA31R5, GTA31R5F, GTA328TSF, GTA329DSF, GTA335DSF, GTA351DSF, GTA364TSF, GTA369XLF, GTA36B5, GTA36B5F, GTA377XLF, GTA378XLF. Veuillez prendre avis de l'information ci-dessous, qui décrit le problème et vous donne des détails des étapes à entreprendre pour faire réparer votre véhicule.

## **QUELLE EST LA PROBLÉMATIQUE?**

Il existe un possible problème relatif au scellant, qui doit être géré sur votre véhicule. Le problème possible permettra l'infiltration d'eau sur le toit du véhicule.

## **PROPRIÉTAIRES : QUE DEVRIEZ-VOUS FAIRE?**

Veillez contacter immédiatement votre concessionnaire et demander un rendez-vous de service, pour planifier la réparation sans frais. Le propriétaire du véhicule est responsable de planifier et de s'assurer que le travail soit effectué. Veuillez mentionner que vous avez été avisés par Forest River du problème et fournissez au concessionnaire le numéro de BST (se trouvant dans le haut de ce document). Il est aussi utile de remettre une copie de cette lettre au concessionnaire, lorsque vous apporterez votre véhicule pour effectuer la réparation.

Consultez le si [www.forestriverinc.com](http://www.forestriverinc.com) pour trouver les emplacements des concessionnaires.

## **COMBIEN DE TEMPS PRENDRONT LES TRAVAUX DE RÉPARATION?**

Le concessionnaire devra planifier un rendez-vous avec vous pour une date afin de s'adapter à son calendrier normal de service.

## **CONCESSIONNAIRES : QUE DEVRIEZ-VOUS FAIRE?**

Consultez les instructions relatives à l'entretien en annexe.

## **EST-CE QUE FOREST RIVER PEUT VOUS AIDER D'AVANTAGE?**

CONTACT	NUMÉRO DE TÉLÉPHONE	ADRESSE COURRIEL
SERVICE A LA CLIENTÈLE	(574) 206-7600	motorizedservice@forestriverinc.com

BULLETIN DE SERVICE NUMÉRO	DESCRIPTION	CODE DE RÉPARATION
69-0488	BULLETIN DE SERVICE ENTRETIEN DU TOIT	20-680488

## **QUOI FAIRE SI VOUS AVEZ DÉJÀ PAYÉ POUR LES RÉPARATIONS DE VOTRE VÉHICULE POUR CETTE CONDITION SPÉCIFIQUE?**

Si vous avez déjà payé la réparation qui fait partie de la portée de ce rappel de bulletin de service, vous pourriez avoir droit au remboursement des réparations déjà payées. Des remboursements seront accordés seulement dans le cadre de ce Bulletin de service technique.

# BULLETIN DE SERVICE TECHNIQUE

Veillez envoyer la facture de service à l'adresse suivante :

Elkhart Service Building  
Forest River, Inc.  
Attn : WARRANTY MANAGER  
55135 CR 1  
Elkhart, IN 46514

Cordialement,

A handwritten signature in black ink, appearing to read "Keith Fisher". The signature is written in a cursive style with a large initial "K".

Forest River, Inc.  
Ingénieur  
Bureau de la conformité d'entreprise



# IDENTIFICATION PAR NUMÉRO DE SÉRIE

- Les produits touchés comportent certains véhicules récréatifs des années-modèles 2017 et 2018 Georgetown et F3.
- Plage de numéros de série Georgetown : GTG026684 – GTG028309
- Plage de numéros de série FR3 : F3H026689 – F3H028312
- \* Veuillez noter que les NIV du châssis ne sont pas consécutifs et qu'il est préférable de faire vérifier le NIV du châssis par rapport au numéro de série de Forest River, en utilisant notre portail Dealer Central, ou en contactant un représentant du service à la clientèle Forest River de Classe A.

# Étape 1 : Retirer les moulures de toit préexistantes.

- A) Retirer les vis dans la moulure de toit existante.
- B) Couper le scellant de la moulure existante.
- C) Tirer la moulure de tout le côté.





Étape 2 : Retirer et nettoyer toute trace d'ancien scellant sur le métal et la fibre de verre.



Étape 3 : Lorsque le scellant de toit a été nettoyé sur la fibre de verre et le métal du périmètre, nettoyer finalement le métal et la fibre de verre avec de l'alcool dénaturé.



# Étape 4 : Appliquer un ruban scellant Eternabond

- A) Tracer une ligne à d'un demi-pouce de la fibre de verre sur le périmètre métallique.
- B) Aligner le ruban Eternabond à la ligne et appliquer.
- C) Pousser fermement le Eternabond pour s'assurer de l'adhésion.
- D) Couvrir et faire chevaucher de même que sur la moulure de l'élément de protection d'angle avec le ruban Eternabond.




Ligne de ½ po du  
toit de fibre de  
verre




# Étape 5 : Installation de la nouvelle moulure de toit

- A) Appliquer du butyle à la nouvelle garniture de moulure plus large, donnant une couverture de 100 % et peler le papier du ruban de butyle.
- B) Placer la moulure sur le toit par-dessus le ruban eternabond. Placer l'extrémité contre la garniture de protection d'angle avant ou arrière. Lorsqu'elle est installée, la longue lèvre sur la nouvelle moulure devrait être à  $\frac{1}{4}$  po de l'extrémité du toit en fibre de verre, touchant le périmètre métallique.
- C) Ajouter une vis tout a bout de la nouvelle moulure, qu'il y ait un trou de vis prépercé ou non.
- D) Visser la nouvelle moulure sur toute la longueur du toit, en ajoutant des vis à l'extrémité de chaque moulure.





# Étape 5 : Suite





# Étape 6 : Sceller la nouvelle moulure

A) Sceller complètement la nouvelle moulure avec réglage de niveau automatique avec les coins.

B) Sceller les capuchons d'étanchéité des moulures d'angle au périmètre métallique, en utilisant l'agent de scellant coloré X-tra fourni.



1F65F5DY2H0A03059	1F66F5DY6H0A05076	1F65F5DY3H0A10862
1F65F5DY6H0A02447	1F66F5DY7H0A05071	1F65F5DY3H0A10876
1F65F5DY6H0A03047	1F65F5DY0H0A06302	1F65F5DY5H0A10863
1F66F5DY0H0A02464	1F65F5DY2H0A06303	1F65F5DY7H0A10864
1F66F5DY5H0A02122	1F64F5DY2H0A01291	1F65F5DY1H0A10875
1F66F5DY7H0A02459	1F65F5DY4H0A06285	1F65F5DY0H0A12245
1F66F5DY2H0A02126	1F65F5DY4H0A06304	1F65F5DY1H0A12240
1F66F5DY1H0A02456	1F65F5DY5H0A06294	1F65F5DY6H0A12234
1F66F5DY5H0A02119	1F65F5DY6H0A06286	1F65F5DY6H0A12248
1F66F5DY4H0A02466	1F65F5DY0H0A05568	1F66F5DY5H0A10897
1F65F5DY7H0A02425	1F65F5DY3H0A05774	1F66F5DY2H0A10906
1F65F5DY7H0A02439	1F65F5DY5H0A06313	1F66F5DY3H0A10896
1F65F5DY5H0A02424	1F65F5DY8H0A05768	1F66F5DY6H0A10892
1F65F5DYXH0A02421	1F65F5DY8H0A06290	1F66F5DY9H0A10899
1F65F5DYXH0A02435	1F65F5DY4H0A06299	1F66F5DY6H0A10889
1F65F5DYXH0A02449	1F65F5DY6H0A06305	1F66F5DY8H0A10893
1F65F5DY4H0A03046	1F65F5DY7H0A06295	1F64F5DY1H0A03033
1F65F5DY5H0A02438	1F65F5DY7H0A06300	1F64F5DY5H0A02791
1F65F5DY5H0A03055	1F65F5DYXH0A06307	1F64F5DY7H0A02792
1F65F5DY8H0A02756	1F65F5DY0H0A06297	1F64F5DY3H0A02790
1F65F5DY8H0A03051	1F65F5DY1H0A06292	1F65F5DY4H0A12250
1F65F5DY2H0A02445	1F65F5DY1H0A06308	1F65F5DY5H0A12256
1F65F5DY3H0A03054	1F65F5DY9H0A06296	1F65F5DY7H0A12243
1F66F5DY2H0A02465	1F65F5DY9H0A06301	1F65F5DY8H0A12235
1F66F5DYXH0A02455	1F65F5DY1H0A06289	1F65F5DY9H0A12244
1F66F5DY5H0A02458	1F65F5DY1H0A06311	1F65F5DYXH0A12236
1F66F5DY5H0A02461	1F65F5DY8H0A06287	1F65F5DYXH0A12253
1F66F5DY6H0A02453	1F65F5DYXH0A06288	1F65F5DY5H0A12242
1F66F5DY6H0A02467	1F65F5DYXH0A06291	1F65F5DY9H0A12566
1F66F5DY9H0A02124	1F65F5DY2H0A06317	1F65F5DY4H0A12569
1F65F5DY7H0A02442	1F65F5DY4H0A06318	1F65F5DY1H0A12562
1F65F5DY8H0A02448	1F66F5DY0H0A05087	1F65F5DY0H0A12567
1F65F5DY8H0A02451	1F66F5DY3H0A05066	1F65F5DY8H0A12252
1F65F5DY2H0A02753	1F66F5DY5H0A05067	1F65F5DY5H0A12239
1F65F5DY6H0A02089	1F66F5DYXH0A05078	1F66F5DY6H0A11573
1F65F5DYXH0A03049	1F66F5DY4H0A05089	1F66F5DY7H0A11565
1F65F5DYXH0A03052	1F66F5DY8H0A05080	1F66F5DY8H0A11574
1F65F5DY2H0A02431	1F66F5DY9H0A05072	1F66F5DY1H0A11562
1F65F5DY4H0A02446	1F66F5DY9H0A05086	1F66F5DY4H0A11569
1F65F5DY6H0A03050	1F66F5DY1H0A05082	1F65F5DY3H0A12563
1F65F5DY9H0A03057	1F65F5DY7H0A06314	1F65F5DYXH0A12561
1F65F5DY9H0A03060	1F65F5DY8H0A06323	1F65F5DY0H0A12570
1F65F5DY7H0A03056	1F65F5DY9H0A06315	1F65F5DY4H0A11549
1F65F5DY8H0A03048	1F65F5DY0H0A06316	1F65F5DY4H0A13074
1F65F5DY9H0A02443	1F64F5DY1H0A02786	1F65F5DY4H0A13088
1F65F5DY3H0A02440	1F64F5DY3H0A02787	1F65F5DY4H0A13091
1F65F5DY5H0A02441	1F64F5DY4H0A03043	1F65F5DY7H0A13084
1F65F5DY6H0A03114	1F65F5DY8H0A06306	1F65F5DYXH0A13077

1F65F5DY8H0A02434	1F65F5DY0H0A06638	1F65F5DY0H0A13072
1F65F5DY1H0A02436	1F65F5DY0H0A06641	1F65F5DY1H0A13078
1F65F5DY6H0A02433	1F65F5DY4H0A06996	1F65F5DY3H0A13079
1F65F5DY0H0A03125	1F65F5DY7H0A06636	1F65F5DY6H0A13075
1F65F5DY2H0A03126	1F65F5DY3H0A07007	1F65F5DY6H0A13089
1F64F5DY0H0A01273	1F65F5DY7H0A07009	1F65F5DY1H0A12559
1F64F5DY0H0A01290	1F65F5DY9H0A07013	1F65F5DY1H0A13081
1F65F5DY3H0A03121	1F65F5DY7H0A07012	1F65F5DY2H0A13073
1F65F5DY7H0A03123	1F65F5DY8H0A07004	1F65F5DY3H0A13082
1F65F5DY9H0A03124	1F65F5DYXH0A06324	1F65F5DY9H0A13085
1F65F5DY1H0A03117	1F65F5DYXH0A07005	1F65F5DY2H0A13090
1F65F5DY3H0A03118	1F65F5DY5H0A07008	1F65F5DY5H0A13083
1F65F5DY5H0A03119	1F65F5DY6H0A06997	1F65F5DY8H0A13076
1F66F5DY5H0A02475	1F65F5DY6H0A07003	1F66F5DY4H0A11572
1F66F5DY6H0A02470	1F65F5DY8H0A06998	1F66F5DY5H0A11564
1F66F5DY8H0A02471	1F65F5DY0H0A07000	1F66F5DY8H0A11560
1F66F5DYXH0A02469	1F65F5DY1H0A07006	1F66F5DY0H0A11567
1F66F5DYXH0A02472	1F65F5DY3H0A07010	1F66F5DY0H0A11570
1F66F5DY8H0A02468	1F65F5DY5H0A07011	1F66F5DY1H0A11576
1F66F5DY3H0A02474	1F65F5DY7H0A03963	1F66F5DYXH0A11575
1F66F5DY8H0A03605	1F65F5DYXH0A06310	1F66F5DY2H0A11571
1F66F5DYXH0A03606	1F65F5DY0H0A07627	1F66F5DY3H0A11563
1F66F5DY8H0A03863	1F65F5DY0H0A07630	1F66F5DY7H0A11579
1F66F5DY2H0A03602	1F65F5DY2H0A07628	1F66F5DYXH0A11561
1F66F5DY1H0A03865	1F65F5DY5H0A07624	1F66F5DY9H0A11566
1F66F5DY1H0A03610	1F65F5DY9H0A07626	1F66F5DY2H0A11568
1F66F5DY3H0A03608	1F65F5DY0H0A07644	1F66F5DY2H0A15717
1F65F5DY2H0A03952	1F65F5DY1H0A07636	1F66F5DY2H0A15720
1F65F5DY4H0A03936	1F65F5DY2H0A07645	1F66F5DY7H0A15728
1F65F5DY5H0A03945	1F65F5DY3H0A07637	1F66F5DY3H0A15726
1F65F5DY5H0A03122	1F65F5DY4H0A07629	1F65F5DY1H0A14215
1F65F5DY3H0A03927	1F65F5DY3H0A07640	1F65F5DY1H0A14232
1F65F5DY3H0A03930	1F65F5DY4H0A07646	1F65F5DY2H0A14224
1F65F5DY3H0A03961	1F65F5DY5H0A07641	1F65F5DY3H0A14216
1F65F5DY5H0A03959	1F65F5DY6H0A07633	1F65F5DY5H0A14217
1F65F5DY5H0A03962	1F65F5DY7H0A07625	1F65F5DY7H0A14235
1F65F5DY7H0A03946	1F65F5DY6H0A07647	1F65F5DY8H0A14230
1F65F5DY6H0A03937	1F65F5DY5H0A07638	1F65F5DY9H0A14219
1F65F5DY3H0A03958	1F65F5DYXH0A07635	1F65F5DY9H0A14222
1F65F5DY6H0A04232	1F65F5DY2H0A07631	1F65F5DY9H0A14236
1F65F5DY9H0A03933	1F65F5DY4H0A07632	1F65F5DYXH0A14231
1F65F5DYXH0A03942	1F65F5DY8H0A07648	1F65F5DY5H0A14220
1F65F5DYXH0A03956	1F65F5DY7H0A07639	1F65F5DY1H0A14229
1F65F5DY8H0A03955	1F66F5DY4H0A05075	1F65F5DYXH0A14214
1F65F5DY9H0A03950	1F66F5DY2H0A05091	1F65F5DYXH0A14228
1F65F5DY9H0A03947	1F66F5DY0H0A05073	1F65F5DY0H0A14223
1F65F5DY8H0A03938	1F66F5DY3H0A05083	1F65F5DY9H0A14916
1F65F5DY6H0A03954	1F66F5DY5H0A05084	1F65F5DY4H0A14239

1F65F5DY0H0A03948	1F66F5DY2H0A05074	1F65F5DY5H0A14928
1F65F5DY0H0A03951	1F65F5DY9H0A07643	1F65F5DYXH0A14911
1F65F5DY1H0A03957	1F65F5DY6H0A07955	1F65F5DYXH0A14942
1F65F5DY2H0A03935	1F65F5DY9H0A07965	1F65F5DY2H0A14921
1F65F5DY2H0A03949	1F65F5DY0H0A07966	1F65F5DY3H0A14913
1F65F5DY0H0A03934	1F65F5DY1H0A07958	1F65F5DY6H0A14923
1F64F5DY1H0A01279	1F66F5DY7H0A05085	1F65F5DY7H0A14932
1F65F5DY1H0A03960	1F66F5DY8H0A05077	1F65F5DY8H0A14910
1F64F5DY1H0A01282	1F66F5DY9H0A08327	1F65F5DY0H0A14917
1F64F5DY1H0A01296	1F66F5DY0H0A08328	1F65F5DY1H0A14912
1F65F5DY8H0A03924	1F66F5DY4H0A08333	1F65F5DY1H0A14926
1F65F5DYXH0A03925	1F66F5DY5H0A08342	1F65F5DY2H0A14918
1F65F5DY3H0A04236	1F66F5DYXH0A08336	1F65F5DY3H0A14930
1F64F5DY7H0A00427	1F65F5DY1H0A07961	1F66F5DY4H0A15721
1F65F5DY5H0A04240	1F65F5DY2H0A07953	1F66F5DY5H0A15713
1F65F5DY7H0A04238	1F65F5DYXH0A07960	1F66F5DY9H0A15715
1F65F5DY9H0A04239	1F65F5DY4H0A07954	1F66F5DY9H0A15729
1F65F5DYXH0A04234	1F65F5DY8H0A07956	1F66F5DYXH0A15724
1F65F5DY1H0A03120	1F65F5DY9H0A07982	1F66F5DY4H0A15718
1F65F5DY8H0A03115	1F66F5DY2H0A08346	1F66F5DY5H0A15730
1F65F5DY1H0A04235	1F66F5DY5H0A08339	1F65F5DY0H0A14240
1F65F5DY5H0A04237	1F66F5DY3H0A08338	1F65F5DY2H0A14935
1F65F5DY7H0A04241	1F66F5DY0H0A08345	1F65F5DY6H0A14940
1F65F5DY8H0A04233	1F66F5DY0H0A08331	1F65F5DYXH0A14925
1F65F5DY5H0A03931	1F66F5DY2H0A08329	1F65F5DY0H0A14237
1F65F5DY6H0A03940	1F66F5DY9H0A08330	1F65F5DY6H0A14937
1F65F5DY8H0A03941	1F66F5DY9H0A08344	1F64F5DY1H0A10838
1F65F5DYXH0A03939	1F66F5DY2H0A08332	1F66F5DY7H0A15714
1F65F5DY4H0A03953	1F66F5DY7H0A08343	1F66F5DY7H0A15731
1F65F5DY9H0A04435	1F66F5DY8H0A08335	1F66F5DY8H0A15723
1F65F5DYXH0A04427	1F66F5DY6H0A08334	1F66F5DY6H0A15719
1F65F5DYXH0A04430	1F66F5DY1H0A08340	1F66F5DY6H0A15722
1F65F5DYXH0A04444	1F66F5DY9H0A09459	1F66F5DY0H0A15716
1F65F5DY6H0A04442	1F66F5DY0H0A09463	1F66F5DY1H0A15725
1F65F5DY7H0A04434	1F66F5DY2H0A09464	1F66F5DY3H0A15712
1F65F5DY9H0A04418	1F66F5DY4H0A09465	1F66F5DY5H0A17882
1F65F5DY1H0A04414	1F65F5DY2H0A07967	1F66F5DYXH0A17876
1F65F5DY1H0A04428	1F65F5DY3H0A07959	1F66F5DY4H0A17887
1F65F5DY1H0A04445	1F65F5DY6H0A07972	1F66F5DY3H0A17878
1F65F5DY2H0A04423	1F65F5DY0H0A08289	1F66F5DY0H0A17871
1F65F5DY2H0A04437	1F65F5DY1H0A08284	1F65F5DY8H0A14941
1F65F5DY4H0A04424	1F65F5DY1H0A08298	1F65F5DY4H0A14922
1F65F5DY4H0A04438	1F65F5DY2H0A08293	1F65F5DY4H0A14936
1F65F5DY6H0A04425	1F65F5DY5H0A07977	1F65F5DY5H0A14931
1F65F5DY8H0A04426	1F65F5DY4H0A08277	1F65F5DY7H0A14946
1F65F5DY9H0A04421	1F65F5DY4H0A08280	1F65F5DY9H0A14947
1F65F5DY0H0A04419	1F65F5DY4H0A08294	1F65F5DY2H0A15700
1F65F5DY0H0A04422	1F65F5DY5H0A08286	1F65F5DY3H0A15706

1F65F5DY2H0A04440	1F65F5DY8H0A08279	1F65F5DY8H0A15703
1F65F5DY7H0A03932	1F65F5DY6H0A08278	1F65F5DY9H0A15709
1F65F5DY0H0A04436	1F65F5DY6H0A08281	1F65F5DY6H0A15697
1F65F5DY5H0A04433	1F65F5DY7H0A08287	1F65F5DY1H0A15705
1F65F5DY5H0A04447	1F65F5DY7H0A08290	1F65F5DY9H0A16536
1F65F5DY8H0A04443	1F65F5DY8H0A08282	1F64F5DY6H0A10835
1F65F5DY3H0A04429	1F65F5DY8H0A08296	1F64F5DY7H0A10830
1F65F5DY3H0A04432	1F65F5DY9H0A08288	1F65F5DY5H0A16534
1F65F5DY3H0A04446	1F64F5DY6H0A03044	1F65F5DY2H0A16538
1F65F5DY4H0A04441	1F65F5DY6H0A08295	1F65F5DY4H0A16539
1F65F5DY5H0A04416	1F65F5DY3H0A08299	1F65F5DY5H0A15710
1F65F5DY7H0A05101	1F65F5DY3H0A08285	1F65F5DY5H0A16517
1F65F5DY8H0A05107	1F65F5DY0H0A08292	1F65F5DYXH0A16528
1F65F5DY8H0A05110	1F65F5DY4H0A09719	1F65F5DY7H0A16602
1F65F5DY9H0A05097	1F65F5DY6H0A09723	1F65F5DYXH0A16531
1F65F5DYXH0A05092	1F65F5DY7H0A09729	1F65F5DY3H0A17455
1F65F5DY2H0A05104	1F65F5DY8H0A09724	1F65F5DY4H0A17450
1F65F5DY3H0A05094	1F65F5DY0H0A09720	1F65F5DY2H0A16605
1F65F5DY2H0A05099	1F65F5DY1H0A09726	1F65F5DY4H0A16606
1F65F5DY4H0A05556	1F65F5DY4H0A09736	1F65F5DY9H0A16603
1F65F5DY8H0A05771	1F65F5DY4H0A03922	1F65F5DY2H0A17477
1F65F5DY1H0A05773	1F65F5DY2H0A05541	1F65F5DY4H0A17478
1F65F5DY2H0A05572	1F65F5DY4H0A05542	1F65F5DY8H0A17449
1F65F5DY6H0A05560	1F65F5DY8H0A05544	1F65F5DY9H0A17458
1F65F5DY6H0A05767	1F65F5DY5H0A09728	1F65F5DYXH0A17470
1F65F5DYXH0A05772	1F65F5DY9H0A09733	1F65F5DY1H0A17485
1F66F5DY2H0A03860	1F65F5DY0H0A09734	1F65F5DY4H0A17481
1F66F5DY1H0A03607	1F65F5DY2H0A09735	1F65F5DY5H0A17487
1F66F5DY6H0A03862	1F66F5DY5H0A09457	1F65F5DY5H0A17490
1F66F5DYXH0A03864	1F66F5DY5H0A09460	1F65F5DY7H0A17491
1F66F5DY6H0A03604	1F66F5DY6H0A09466	1F65F5DY2H0A17480
1F66F5DY4H0A03603	1F66F5DY7H0A09461	1F65F5DY9H0A17489
1F66F5DY5H0A03609	1F66F5DY9H0A09462	1F65F5DY9H0A17492
1F66F5DY4H0A03861	1F66F5DY1H0A10895	1F65F5DY4H0A14919
1F66F5DY7H0A03613	1F66F5DY1H0A10900	1F65F5DY5H0A16601
1F66F5DY9H0A03614	1F66F5DY2H0A10890	1F65F5DY0H0A16604
1F66F5DY6H0A03618	1F66F5DY3H0A10901	1F65F5DY9H0A17296
1F66F5DY2H0A03616	1F66F5DY4H0A10891	1F66F5DY8H0A17889
1F66F5DY3H0A03866	1F66F5DY4H0A10907	1F66F5DY3H0A17881
1F66F5DY5H0A03612	1F66F5DY5H0A10902	1F66F5DY2H0A17886
1F66F5DYXH0A03623	1F66F5DYXH0A10894	1F66F5DY5H0A17879
1F66F5DY4H0A03620	1F66F5DY9H0A10904	1F66F5DY7H0A17883
1F66F5DY8H0A03622	1F66F5DY6H0A10908	1F66F5DY6H0A17874
1F66F5DY8H0A03619	1F66F5DY7H0A10898	1F66F5DY4H0A17873
1F66F5DY0H0A03615	1F66F5DY7H0A10903	1F66F5DY9H0A17884
1F66F5DY5H0A03867	1F65F5DY3H0A09727	1F66F5DY2H0A17872
1F66F5DY3H0A03611	1F65F5DY3H0A09730	1F66F5DY1H0A17877
1F66F5DY6H0A03621	1F65F5DY3H0A10845	1F66F5DY0H0A17885



1F66F5DY7H0A05068	1F65F5DY5H0A10846	1F64F5DY5H0A12544
1F66F5DY8H0A05063	1F65F5DY4H0A10854	1F64F5DYXH0A10837
1F66F5DY9H0A05069	1F65F5DY2H0A10853	1F65F5DY3H0A17469
1F65F5DY1H0A05546	1F65F5DY8H0A10856	1F65F5DY1H0A17468
1F66F5DYXH0A05064	1F65F5DY9H0A10851	1F65F5DY7H0A17474
1F65F5DY1H0A05563	1F65F5DY1H0A10858	1F65F5DY7H0A17460
1F65F5DY4H0A05573	1F65F5DY6H0A10841	1F65F5DY7H0A17457
1F65F5DY2H0A05569	1F65F5DY7H0A10847	1F65F5DY6H0A17918
1F65F5DY8H0A05561	1F65F5DY8H0A10873	1F65F5DY6H0A17921
1F65F5DY8H0A05575	1F65F5DYXH0A10857	1F65F5DY7H0A17846
1F64F5DY7H0A00430	1F65F5DY4H0A10840	1F65F5DY7H0A17863
1F65F5DY9H0A05567	1F65F5DY7H0A10878	1F65F5DY8H0A17452
1F65F5DY3H0A05550	1F65F5DYXH0A10874	1F65F5DY0H0A17462
1F65F5DY6H0A05557	1F65F5DY1H0A10844	1F65F5DY0H0A17459
1F65F5DY6H0A05574	1F65F5DY6H0A10869	1F65F5DYXH0A17453
1F65F5DY6H0A05770	1F65F5DY6H0A10872	1F65F5DY9H0A17475
1F65F5DY5H0A05548	1F65F5DY9H0A10848	1F65F5DY8H0A17466
1F65F5DY7H0A05549	1F65F5DY0H0A10849	1F65F5DY1H0A17471
1F65F5DY7H0A05552	1F65F5DY0H0A10866	1F65F5DY8H0A17869
1F65F5DY7H0A05566	1F65F5DY4H0A10871	1F66F5DY1H0A17880
1F65F5DY9H0A05553	1F65F5DY8H0A10842	1F65F5DY9H0A17864
1F66F5DY1H0A05065	1F65F5DYXH0A10860	1F66F5DY8J0A00922
1F66F5DY1H0A05079	1F65F5DY2H0A10870	1F65F5DY0H0A17848
1F66F5DYXH0A05081	1F65F5DY7H0A10850	1F65F5DY0H0A17865
1F66F5DY5H0A05070	1F65F5DY9H0A10865	1F65F5DY0H0A18398
1F66F5DY6H0A05062	1F65F5DY1H0A10861	1F66F5DY5J0A00926

VINS - CANADA - FR3

1F66F5DY0H0A02125  
1F65F5DY7H0A03929  
1F64F5DY8H0A00419  
1F65F5DY2H0A03112  
1F65F5DY4H0A03113  
1F65F5DY7H0A04417  
1F65F5DY7H0A04420  
1F65F5DY1H0A04431  
1F65F5DY3H0A04415  
1F66F5DY4H0A03617  
1F65F5DY9H0A05570  
1F65F5DY2H0A06298  
1F65F5DY4H0A07002  
1F65F5DYXH0A06999  
1F65F5DY7H0A07642  
1F65F5DY8H0A07634  
1F66F5DY2H0A05088  
1F65F5DY5H0A07963

1F65F5DY6H0A07969  
1F66F5DY3H0A08341  
1F66F5DY1H0A08337  
1F66F5DY7H0A09458  
1F65F5DYXH0A07974  
1F65F5DY9H0A08291  
1F65F5DY6H0A08300  
1F65F5DY7H0A09732  
1F65F5DY5H0A09731  
1F66F5DY0H0A10905  
1F65F5DY4H0A09722  
1F64F5DY6H0A03030  
1F65F5DY6H0A05543  
1F65F5DY2H0A10867  
1F64F5DY5H0A03035  
1F65F5DY8H0A12249  
1F65F5DY8H0A12560  
1F66F5DY3H0A11577

1F66F5DY5H0A11578  
1F64F5DY4H0A10834  
1F65F5DY8H0A14227  
1F65F5DY9H0A14933  
1F66F5DY5H0A15727  
1F65F5DY1H0A14943  
1F64F5DY2H0A10833  
1F65F5DY8H0A14938  
1F65F5DYXH0A14939  
1F65F5DY5H0A15707  
1F65F5DY7H0A17295  
1F65F5DY7H0A17488  
1F65F5DYXH0A17484  
1F65F5DY6H0A16607  
1F66F5DY4H0A17890  
1F65F5DY8H0A17919

VINS - US - GEORGETOWN

1F66F5DYXH0A05503	1F66F5DY6H0A14974
1F66F5DY3H0A04404	1F66F5DY7H0A15499
1F66F5DY6H0A04400	1F66F5DY8H0A09114
1F66F5DY9H0A04407	1F66F5DY5H0A07028
1F66F5DY5H0A04405	1F66F5DYXH0A09115
1F66F5DY7H0A04406	1F66F5DY0H0A10919
1F66F5DY0H0A04408	1F66F5DY1H0A14512
1F66F5DY4H0A06632	1F66F5DY9H0A14970
1F66F5DY2H0A17323	1F66F5DY4H0A09028
1F66F5DY4H0A10910	1F66F5DY8H0A09033
1F66F5DY7H0A06625	1F66F5DY5H0A06283
1F66F5DY1H0A07026	1F66F5DY8H0A06990
1F66F5DY3H0A07609	1F66F5DY8H0A07024
1F66F5DYXH0A07025	1F66F5DY9H0A09025
1F66F5DY6H0A10911	1F66F5DY1H0A07608
1F66F5DY8H0A14975	1F66F5DY7H0A09024
1F66F5DY3H0A13894	1F66F5DY6H0A07622
1F66F5DY9H0A17352	1F66F5DY4H0A07621
1F66F5DY6H0A13887	1F66F5DY9H0A10921
1F66F5DY2H0A14972	1F66F5DY8H0A02759
1F66F5DY1H0A10931	1F66F5DY1H0A02800
1F66F5DY2H0A13885	1F66F5DY5H0A02797
1F66F5DY3H0A15497	1F66F5DY0H0A04392
1F66F5DY4H0A10924	1F66F5DY8H0A04396
1F66F5DY1H0A15501	1F66F5DY9H0A02799
1F66F5DY3H0A10929	1F66F5DY7H0A02798
1F66F5DY9H0A15536	1F66F5DY9H0A17335
1F66F5DY5H0A15503	1F66F5DY5H0A13895
1F66F5DY1H0A17331	

VINS - CANADA - GEORGETOWN

1F66F5DY6H0A04395

1F66F5DY9H0A04391

1F66F5DY1H0A04398

1F66F5DY8H0A10926

1F66F5DY0H0A12587

1F66F5DY2H0A04393